







**NEW HOLLAND**

AGRICULTURE

# NEW HOLLAND T7000

T7030 | T7040 | T7050 | T7060



- 4 MORE PRODUCTIVITY AND POWER. 
- 8 LESS COSTS AND FUEL. 
- 12 PROVEN QUALITY AND RELIABILITY. 
- 18 ABSOLUTE DRIVING PLEASURE. 
- 24 BEYOND THE PRODUCT.
- 26 SPECIFICATIONS.

### Contractor-focussed dependability

Series T7000 tractors offer the right mix of power and size to ensure they will find work in a wide range of operations; from baling and demanding PTO work through both light and heavy cultivation. Series T7000 tractors have the benefit of a Power Boost in transport too. This versatility ideally suits contractor's operations. From the outset, ease of maintenance and low whole-life operating costs have been a priority. Their close monitoring has been ongoing over thousands of hours. In-house testing remains part of New Holland's commitment to excellence. Series T7000. Dependable performance you can rely on.



### Arable farming performance

Series T7000 tractors offer simply outstanding power to weight ratios. No other tractor in this class can pack a powerful 215hp(CV) punch into a package that can weigh under 7.0 tonnes - fuelled up and ready for work. Add Power Boost and nearly 240hp(CV) can be developed. For modern minimum tillage work, a T7000 sets an unbeatable benchmark. Traditional ploughing and deep soil cultivation is not overlooked either. Massive hydraulic muscle makes light of the heaviest mounted equipment. Outstanding comfort makes travelling between jobs faster and safer. Series T7000. Matching versatility with class leading ability.

## T7000 – COMMANDING POSITION.

New Holland has spent over five years developing the Series T7000 tractor range. Exhaustive testing has been carried out in the main European countries and the USA. The result is a range of tractors ideally matched to the changing needs of modern agriculture. They are lighter but more powerful, stronger but more manoeuvrable and economical. Series T7000 are tractors that can efficiently use precious fuel. They have brilliant ergonomics for ease of operation. In-cab noise levels are so low that they set new standards. Dependability is a key T7000 strength. The depth of development devoted to Series T7000 exceeds that of any tractor yet produced by New Holland. Modern manufacturing techniques have been implemented, helping ensure strict quality standards are maintained throughout the tractor's production. Random 40 hour shakedown tests are carried out on tractors leaving the line and before it leaves the factory, every tractor will have been through no fewer than 600 performance checks.

**New Holland T7000 – Commanding position.**

### **The new standard in the 160 to 240hp(CV) segment**

New Holland is a tractor specialist, with unrivalled expertise in producing tractors to match modern agricultural needs. Agriculture is always evolving and T7000 tractors have been developed to offer all the versatility modern farming demands.

Whatever your needs a T7000 tractor can be specified to match them.



# More productivity and power

**UP TO 25% MORE  
PRODUCTIVITY A DAY**



**In back to back tests ploughing and power harrowing 100 hectares, the New Holland T7050 covered a massive 25% more ground than a leading competitor. In the same conditions. With the same implements. This excellent result is down to advanced T7000 features that increase field productivity and reduce the time spent on the headland.**

# UP TO 20% LESS WEIGHT PER HORSEPOWER

A modern tractor has to be versatile. The traditional powerful but heavy tractor is compromised in a number of applications. The advantage of Series T7000 is that it combines the strength and power of ordinary designs with considerably less overall weight. From transport and top work to ploughing and heavy draft applications - T7000 does it all.



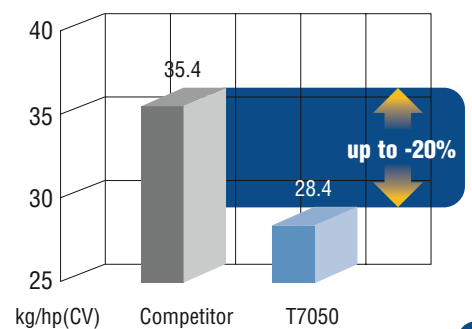
## Best for transport

A light tractor is always the best choice for transport. New Holland T7000 tractors have more power available to pull the load, they do not waste it on moving the tractor. A light haulage tractor also allows for larger payloads while still staying within any local highway legislation limits.



## Best in the field

A T7000 tractor is lighter than a direct competitor, saving a massive tonne in unproductive weight. This means the T7000 is more responsive and makes better use of the available power in the field. This lighter weight also means less compaction, which saves power in the longer term. When more weight is needed for draft work, these massively strong tractors can have ballast added to optimise traction.



# UP TO 25% MORE PRODUCTIVITY A DAY



### Best in class lock to lock

Terralock™ traction control can disengage the diff. locks and then the 4WD, allowing the tightest turn with the least amount of soil damage. Quicker lock to lock turning is no effort when the Fast Steer™ system is specified. Turning the wheel a few degrees will provide full directional control, simply and effortlessly.

### Best in class headland shuttle


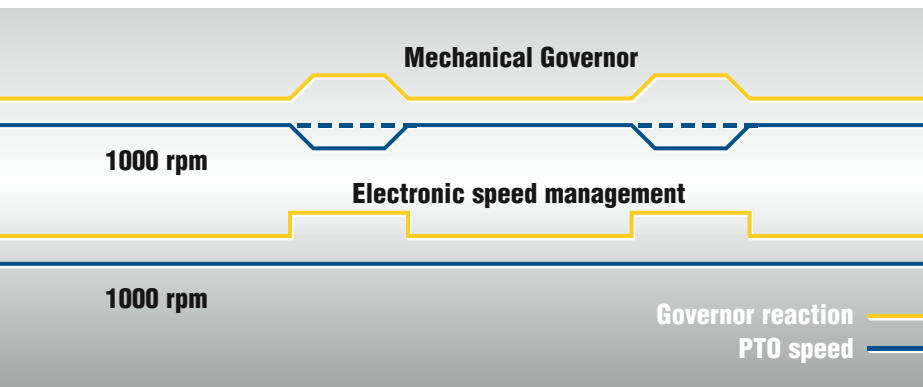
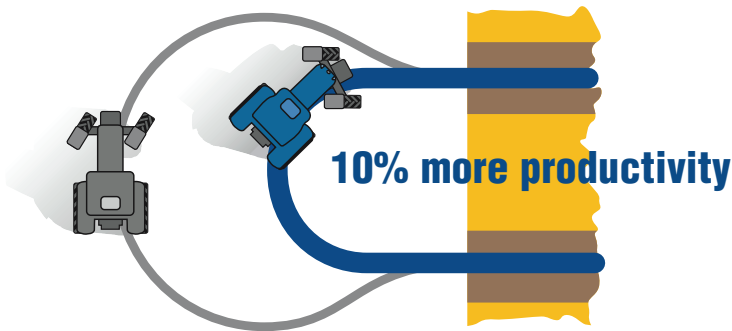
Programmable Shuttle allows the operator to shift between forward and reverse speeds quickly, simply and smoothly. No need to remember shift patterns during a turn. No hasty gear shifting after a change in direction.

### Best in class agility

Headland turns timed at 29 seconds with a conventional axle were slashed to 17 seconds with SuperSteer™ front axle. That is 35% faster. Over a working day, the SuperSteer™ axle can increase productivity by up to 10%.

### Engineered for precision

With Engine Speed Management two engine speeds can be memorised for convenience. Engine Speed Management also helps enhance engine performance by very accurately managing the fuelling to maintain a precise speed. Perfect for PTO applications.



Ambrosio Molinos



### “I am in love with this tractor”

*“You’re going at 40-45 km/hour and you get to a hill and you go up it with such ease. I don’t know why but it transports really well.*

*For top work, it’s perfect. (...). The difference is you are much more comfortable and a lot more productive. I’m in love with this tractor. (...)*

*For me it’s a perfect tractor.”*

*Ambrosio Molinos - Farmer - Spain*



Roman Weber

**“I can only give the T7000 the best marks for productivity”**  
*“When the T7000 was used for approximately 40-50 hours (...) the suspension was outstanding. We also did some road transport to Hungary where we drove several hundred kilometres a day. We used the auto-road function, which was very comfortable when coming to crossroads. It is an excellent machine for doing road transport.*

*I can only give the T7000 the best marks for productivity.”*

Roman Weber - Contractor - Austria

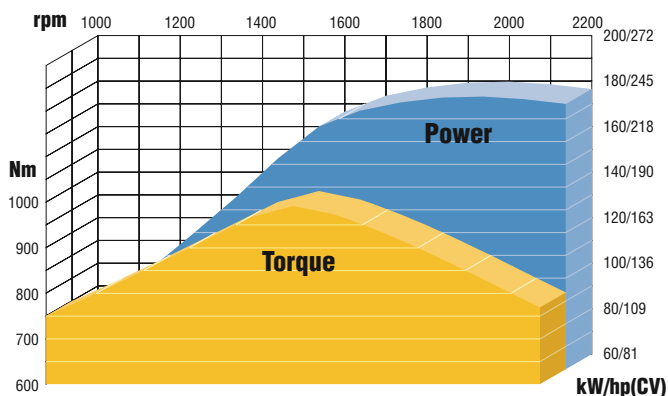
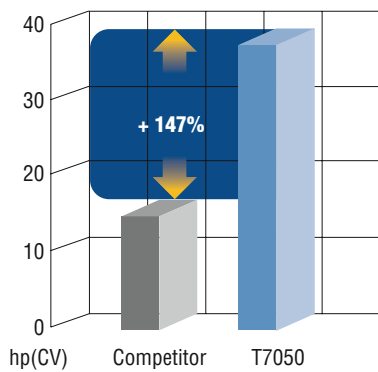


**Productive hydraulics**

Now consider a vehicle hydraulic flow at 187 or 217 litres per minute. The best competitive brands can manage is 174 litres per minute. No wonder the T7000 leads where others follow.

**Productive boost – up to 147% more**

By producing an extra 37hp(CV) with engine Power Boost, the T7050 develops 22hp(CV) more power than one of its boosted competitors. That is a substantial 147% more boost, a powerful reason for choosing a T7000 tractor.





# Less costs and fuel

## **OPERATING COSTS CUT BY UP TO 11%**

**Total running costs for New Holland T7050 tractors are the lowest in class. Over two years, a T7050 can have operating costs up to 11% lower than its leading competitor. These costs include fuel, driver, parts and service. In transport tests, the T7050 proved it can consume up to 17% less fuel. In the field, improved productivity will result in saved operating costs. Servicing a New Holland tractor is more economical too. With the longest service intervals in the industry (600 hr), the use of conventional oil and very competitively priced consumables the T7000 will cost less to operate when compared to a leading competitor. Advantage New Holland.**





**“£50 per week less”**

*“While sugar beet harvesting, we measured the diesel into the tank (...) We spent £50 per week less for the same work.*

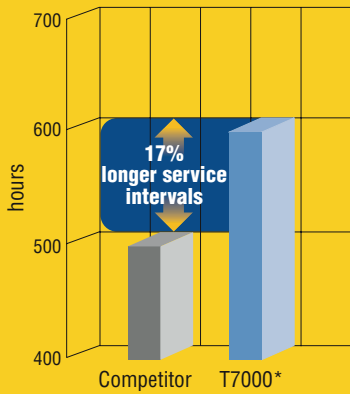
*We used the same process as last year.”*

*Philip Fincham - Farmer/Contractor -  
United Kingdom*



**Philip Fincham**

# OPERATING COSTS CUT BY UP TO 11%



### Engineered to reduce operating costs

Advanced engine design allows extended service intervals, all T7000 tractors offering class leading 600 hour engine filter and change intervals. This saves time and costs and reduces waste oil to protect the environment.

\* Using conventional oil.



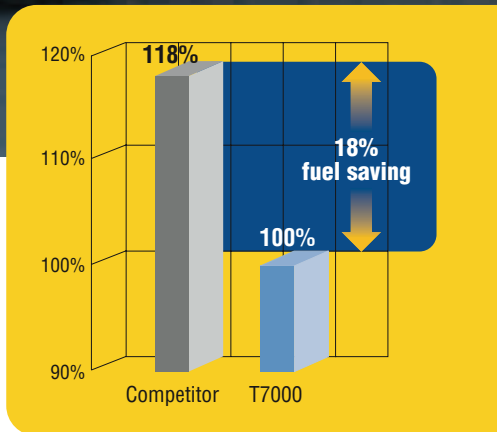
### Engineered for PTO work

In side-by-side tests Series T7000 tractors consistently consumed less fuel in PTO applications. When economy counts, New Holland delivers.



### T7000 - the clean energy leader

All T7000 tractors are factory approved to run on 20% B20 Biodiesel fuels. New Holland is the first agricultural manufacturer to fully endorse the use of Biodiesel in its power units. This follows extensive testing, which encompassed all aspects of engine performance including fuel efficiency, fuel pump and engine wear, cold temperature starting performance and effect upon service intervals. Contact your dealer for further details.



### Engineered for economy

Modern automotive practice has been adopted to ensure all T7000 tractors cut not just emissions but fuel use too. In side-by-side tests against a like-for-like 40kph competitor, a T7000 tractor used 18% less fuel in transport.

# Proven quality and reliability



## TESTED TO THE LIMIT

From the outset T7000 tractors have been developed to offer high-hour dependability. Few tractors will have undergone as stringent product testing as the T7000. It all started with simulated testing at an early design stage. The first test tractors were subjected to bench testing, vehicle lab and test track testing and field testing. These tests were repeated and intensified to help ensure that no weaknesses went into production models. Every component has been checked. And checked again. Then the most advanced production line quality control system of any agricultural plant has been developed and this was also tested.



## **PROVEN RELIABILITY**

As a result of using a number of key elements based around well-proven components, New Holland T7000 tractors have dependability built-in. New advanced engineering techniques build upon this to bring you the very best in modern tractor design. New Holland – setting new standards of reliability.

## TESTED TO THE LIMIT

### Tested and proven

Every single component, from the smallest sensor or electrical connector through to the heaviest gear or hydraulic valve has been tested. During thousands of hours of field and endurance testing, T7000 has been thoroughly evaluated. Dependability comes as standard.

### Tested before they leave the factory

All tractors are function tested at the end of the production line. At random, Four-post Test Rig testing is also carried out. A tractor is taken from the line and put through a 40 hour test cycle. Simulating ten years of work, this test helps ensure that high product quality is maintained.



### Tested electronics

The CAN-BUS electrical system employed in T7000 tractors reduces wiring by 20% compared to existing designs and has 50% fewer connectors. With the IntelliView II™ monitor diagnostics checks are made simpler, faster and more accurate. Engine power output and fuel usage are also shown on the screen, helping the operator to optimise settings to minimise fuel use.



### Tested hydraulics

New Holland use face seal hydraulic couplers to eliminate leaks - for life. This small design detail helps ensure optimum performance and dependability. The hydraulic auto pick - up hitch and front linkage assemblies are other examples of extreme testing. Test rigs put these components through rigorous routines simulating years of work.





### **Tested in the cold room**

Modern tractors are tested to check engine starting and performance in extreme cold. T7000 tests went further, testing the performance of everything from the paint to the cab door seals. Cab de-icing, transmission shift quality and hydraulic function tests were all part of a comprehensive programme to deliver best in class cold weather performance.



### **Tested in work**

Pre-production T7000 tractors have been tested in seven major European countries. New components have been evaluated within existing tractor models to check performance and dependability. We know these tractors are the best in class. We have the test results to prove it.



### **Four-post rig**

During development, the whole tractor structure was tested on a purpose built four-post rig. This engineering rig can accurately replicate everyday loads encountered by a tractor, for example when driving down a farm track or doing a days ploughing. It can compress component testing times by running 24 hours a day for many days. Accelerations of up to 3.8g can be induced as the tractor is physically shaken. Using this rig, different designs and components can be compared as the simulations can be accurately repeated. An ISO standard bump track is another New Holland in house facility used to compare and benchmark features such as cab and axle suspensions. Development tractors were subjected to the equivalent of ten years continuous running using punishing tests.



## PROVEN RELIABILITY

### Leak-free hydraulics

Flat face hydraulic connectors considerably reduce the chance of oil leaks. Premium quality seals keep out contaminants. Hydraulic oil temperature has been significantly reduced over previous and competitive models to deliver consistent performance and a reliable system.

### Most reliable cooling system

Dynamic fluid flow engineering is employed to keep T7000 tractors operating at optimum temperatures. The advanced cooling system helps ensure engine, hydraulic and transmission operating temperatures are tightly controlled - in even the hottest environments. Service access is still simple and completed without any tools.



Antonio Pini

### “T7000 – One step ahead from the others”

*“The main positive aspect of the T7000 is reliability (...).*

*The tractor always gives very good results and this, combined with its comfort and performance, makes the T7000 a machine that provides high productivity results.”*

*Antonio Pini - Farmer - Italy (a long term field test user.)*







**Active Power Command™  
transmission defines durable**

Using established components and proven designs, these transmissions are as tough as they come, with modern software to fully optimise control.

**Reducing complexity**

Advanced CAN-BUS electronics reduce wiring complexity and make any fault diagnosis easier. Magnetic contact-less sensors have no moving parts to wear.



# Absolute driving pleasure



## **QUIETEST CAB. UP TO 42% QUIETER THAN COMPETITION**

No tractor in production today can match the low in-cab noise level of a T7000, which is as low as 69.6dB(A). This is at least one decibel quieter than the closest competitor (one decibel means 21%). Driving a family car will sound noisy by comparison.

## UP TO 18% SMOOTHER RIDE

Operator comfort has always been a New Holland design priority. T7000 tractors take comfort to class beating levels. Over an ISO standardised bump test track, the T7050 delivers a 13 to 18% smoother ride than its competition.

## BEST VISIBILITY

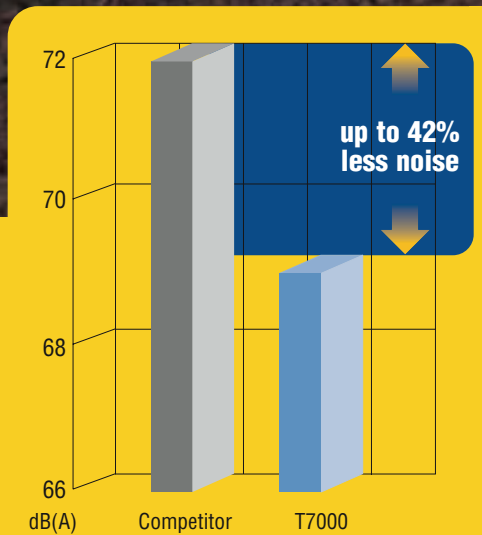
Outstanding Horizon™ cab visibility makes work in a T7000 less tiring. Visibility to the front, sides and rear is easily the best in class. Long days seem shorter, with more work done.



## ERGONOMIC DELIGHT


Ergonomics is all about comfort, safety, efficiency, and productivity. New Holland has long recognised this. Innovations in cab design are all part of making operating tractors easier, more comfortable and less tiring over extended periods.

# QUIETEST CAB. FROM 21% TO 42% QUIETER THAN COMPETITION



### Every decibel makes a difference

Sound levels are recorded in decibels, a logarithmic scale that means a one decibel reduction leads to a significant drop in noise levels. A typical tractor in the 165-215hp(CV) category will have in-cab noise levels of between 71 and 72dB(A). New Holland T7000 tractors have noise levels as low as 69.6dB(A). The significance? Sit in a T7000 to find out. No other tractors come close.



Roman Weber

### “Outstanding”

“The cab is a completely new design and I haven’t driven another tractor so far that has such a quiet cab. (...) I like the visibility from the four post design of the cab, especially when doing road transport (...). It is outstanding that the combination of the front suspension, the cab suspension and the suspension seat makes such a smooth ride.

This became obvious when I was driving on very poor and narrow roads as well as in the fields - that such a simple system could maintain such a high level of comfort (...). Outstanding!” Roman Weber - Contractor - Austria



# UP TO 18% SMOOTHER RIDE



## **Pleasure from a smooth ride**

Automatic two-stage Comfort Ride™ cab suspension reduces shocks reaching the operator by 25%. The T7000 cab has been designed for suspension from the outset with dampers placed in the perfect location. With no design compromises T7000 simply delivers higher comfort levels.

## **A smoother ride with Terraglide II™ suspension**

When Terraglide II™ front axle suspension is specified, comfort reaches new levels. The active suspension controls ride by using an accelerometer. Also incorporated is anti-dive logic (utilised when braking hard) and anti-squat logic. This prevents excessive suspension movement when lifting heavy three point linkage implements. Terraglide II™ front axle suspension is arguably the most advanced on the market.

## **Auto Comfort™ seat does what it says**

Vehicle ride is continuously monitored by a position sensor inside the seat. Based on terrain inputs, the damper unit adjusts automatically by using a specialised magnetic fluid. The viscosity of the fluid can be changed in milliseconds, varying the damping rate.



## BEST VISIBILITY



### See more. Do more.

With its four-pillar design, the Horizon™ cab has a larger glassed area. This helps ensure that it offers a virtually unimpeded view to the front, sides and rear. Combined with the curved New Holland tractor styling, the view from the cab is the best in the business. New horizons of visibility.



**Ambrosio Molinos**

### “It’s the best cab on the market”

*“I think the cab is perfect. I said it before and I’ve said it more than once, it’s the best cab on the market. Its very well thought out and very well designed in a way that it’s not excessively high so it allows you to go into places that you might not normally take a 200hp tractor (...). At this moment there is not a better, more comfortable or more practical cab on any machine to match it on the market.”*

Ambrosio Molinos - Farmer - Spain



# ERGONOMIC DELIGHT

## Easy cab access

Manufactured from a single piece of glass, the one-piece doors on New Holland T7000 tractors open wide to provide easy cab access. The doors are easy to open from inside the cab and, equally important, can be closed from the operator's seat. Small details that make a big difference.

## Room to work. Space to rest.

A modern cab needs to perform two functions. Its primary task is to provide a safe and comfortable working environment. Of growing importance is the role of the cab as a place in which the operator takes a break. With storage space for refreshments and integral cup holders, the Horizon™ cab provides the right environment.

## Pleasure in convenience

Competitors use semi powershifts that require range shifting where drive is lost. The Active Power Command™ full powershift transmission does not compromise your output, there's no loss in drive all the way from 1.5 through to 50kph.

## Pleasure in shifting

IntelliShift™ gear change management ensures T7000 tractors deliver a seamless powershift between each and every ratio. Programmed to scrutinise transmission load, speed and transmission oil temperature, IntelliShift™ delivers smooth changes from the start to the end of the day.

## Pleasure in automation

The most advanced powershift transmission provides Auto shifting for the field and road. The adaptive Field Mode's shift thresholds adjusted to suit PTO or draft work, while the Road Mode's gear span can be pre-set for heavy or light loads. Headland Turn Sequencing can remove repetitive tasks by simply recording your actions, ready to play them back again at your command.



# WITH NEW HOLLAND TOP SERVICE, NEW HOLLAND AND YOUR DEALER ARE ALWAYS AT YOUR SIDE.

**Top availability.** Managed in partnership with New Holland dealers and New Holland Parts and Service teams, New Holland Top Service provides you with total support and up to date information, and is available to you 24/7 through the free phone\* number **0800 64 111 111**. You can call the free phone\* number at any time to seek advice on items such as the New Holland dealer network, requests for brochures, product specifications, product problems, and any other issues.

**Top satisfaction.** The New Holland Top Service team will track and chase every query to a satisfactory conclusion. Queries will only be closed after a final call to ensure you are fully satisfied with the solution. Feedback from these calls will be used in regular reviews to improve the process continuously.

**Top speed.** For product issues the New Holland Top Service team will work with your dealer and the New Holland Parts and Service organisations to quickly source any parts required and resolve any technical issue. To ensure parts reach you when you need them, New Holland dealers have the support of well established ordering and delivery systems, and can rely on a 24/7 service from our Parts Depots. To ensure a sustained high level of parts service, advanced product training sessions are regularly organised for dealer staff.

**Top priority.** During the harvest season, New Holland understands that any loss of productivity can be very expensive. For this reason **Top Service Privilege offers extra support** and is available for top of the range, high productivity equipment in warranty. The New Holland Top Service Manager can draw parts from any facility within the New Holland Parts and Manufacturing networks, including assembly lines, to guarantee a fast resolution. Using our priority logistics service, parts will be delivered rapidly to get your machine back to work as quickly as possible.

**New Holland Top Service is designed to give you peace of mind and keep your business productive.**

\* Calls to the Top Service team are free from landlines in the United Kingdom and Republic of Ireland. UK-based mobile calls are also free, but Republic of Ireland mobile users should call **01 2421881** and this will be charged at your standard network rate.



**TOP SERVICE**  
**00800 64 111 111**



# BEYOND THE PRODUCT.

## **Qualified Dealer Technicians give you the most professional technical support**

A dealer technician certification programme helps ensure customers get the professional technical support they expect every time. To support this programme New Holland has created an online tool to train and develop the knowledge and skills of all technicians at New Holland dealerships. This online tool enables the technicians to build on the training received during workshops at New Holland's Training Centres and constantly update and develop their knowledge.



## **Service Plus – Long lasting confidence**

Service Plus coverage from Covéa Fleet provides owners of New Holland agricultural machinery with additional cover on the expiry of the manufacturer's contractual warranty. Please ask your dealer for more details. Subject to status and availability.

Terms and conditions apply.



## **We understand your business, we tailor your finance to your needs**

CNH Capital, the financial services company of New Holland, has thorough knowledge of the agricultural industry. Every customer is unique, with specific equipment and financial needs. That's why we extend customer service to include tailor-made financial packages. New Holland Dealers and CNH Capital specialists work together to offer you the most advanced agricultural equipment coupled with a flexible and innovative financing solution. With CNH Capital, you have the peace of mind that comes from dealing with a financing company that specialises in agriculture.



## **DIA**



## **Dealer Installed Accessories**


New Holland is a global brand, but recognises that different local conditions mean varying needs. A comprehensive range of approved accessories to optimise machine performance in all conditions can be supplied and fitted by your dealer.

# SPECIFICATIONS

Model	T7030	T7040	T7050	T7060
<b>New Holland Engine(*)</b>				
No of cylinders / Aspiration / Valves / Emission level	6 / TI / 4 / Tier III	6 / TI / 4 / Tier III	6 / TI / 4 / Tier III	6 / TI / 4 / Tier III
Fuel injection system high pressure Common Rail	●	●	●	●
Capacity (cm <sup>3</sup> )	6728	6728	6728	6728
Bore x stroke (mm)	104 x 132	104 x 132	104 x 132	104 x 132
Rated power - ISO 14396 - ECE R120 [kW/hp(CV)]	123/167	134/182	145/197	157/213
Rated power - ISO 14396 - ECE R120 - Engine Power Management [kW/hp(CV)]	150/204	160/218	172/234	175/238
Max.power - ISO 14396 - ECE R120 [kW/hp(CV)]	132/180	147/200	156/212	164/223
Max.power - ISO 14396 - ECE R120 - Engine Power Management [kW/hp(CV)]	158/215	173/234	177/241	179/242
Rated engine speed (rpm)	2200	2200	2200	2200
Max. torque - ISO 14396 - ECE R120 at 1400rpm (Nm)	774	844	860	866
Max. torque - ISO 14396 - ECE R120 at 1600rpm - Engine Power Management (Nm)	874	938	965	984
Torque rise standard / with Power Management (%)	45 / 35	45 / 35	37 / 30	27 / 30
Fuel tank capacity (l)	410	410	410	410
<b>Power Command™ full powershift 40 / 40E / 50kph</b>				
Powershuttle and IntelliShift™ transmission management	●	●	●	●
No of speeds 40kph (F x R)	18 x 6	18 x 6	18 x 6	18 x 6
No of speeds 40kph Eco or 50kph (F x R)	19 x 6	19 x 6	19 x 6	19 x 6
Minimum creep speed (m/h) at rated speed (m/h)	225	225	225	225
<b>Axles</b>				
4WD front axle	●	●	●	●
SuperSteer™ front axle	○	○	○	○
Terraglide II™ active front axle suspension	○	○	○	○
Steering angle Standard / Terraglide II™ / SuperSteer™ axle (°)	55 / 55 / 65	55 / 55 / 65	55 / 55 / 65	55 / 55 / 65
<b>Hydraulics</b>				
CCLS Closed Centre Load Sensing	●	●	●	●
Main pump flow Standard / MegaFlow™ (l/min)	120 / 150	120 / 150	120 / 150	120 / 150
Steering pump flow (l/min)	66.5	66.5	66.5	66.5
Electronic Draft Control	●	●	●	●
Max. lift capacity rear linkage (at ball end) (kg)	8647	8647	8647	8647
Max. lift capacity front linkage Standard / Terraglide II™ / SuperSteer™ axle (at ball end) (kg)	3620 / 3620 / 2730	3620 / 3620 / 2730	3620 / 3620 / 2730	3620 / 3620 / 2730
<b>Remote valves</b>				
Maximum no. rear valves	5	5	5	5
Maximum no. mid-mount valves	4	4	4	4
<b>PTO Electro-Hydraulic, 540/1000 or 540E/1000</b>				
Engine speed at 540 / 540E / 1000rpm (rpm)	1950 / 1550 / 2178	1950 / 1550 / 2178	1950 / 1550 / 2178	1950 / 1550 / 2178
Automatic soft start	●	●	●	●
Fender mounted switch and configurable Auto PTO	●	●	●	●
<b>Cab</b>				
Air Suspension Seat	●	●	●	●
Auto Comfort™ Active seat	○	○	○	○
Air conditioning	●	●	●	●
Automatic climate control / electric mirrors / hi-fi upgrade	○	○	○	○
Comfort Ride™ two stage suspension	○	○	○	○
Performance monitor with ISO 11786 connector	○	○	○	○
Intelliview II colour monitor with ISO 11783 connector	○	○	○	○
Optimum cab noise level EC 77/311 (dB(A))	69.6	69.6	69.6	69.6

Model		T7030	T7040	T7050	T7060
<b>Dimensions</b>					
Turning radius with SuperSteer™ front axle	(mm)	5705	5705	5705	5705
Turning radius with standard/suspension front axle		6260	6260	6260	6260
<b>A Overall length incl. Weight pack and rear link.</b>					
Standard axle	(mm)	5503	5503	5503	5503
Terraglide™ suspended axle	(mm)	5503	5503	5503	5503
SuperSteer™ axle	(mm)	5489	5489	5489	5489
<b>B Minimum width</b>					
	(mm)	2334	2334	2334	2334
<b>C Overall height (dependent on tyre size)</b>					
	(mm)	3165	3165	3165	3165
<b>D Wheelbase</b>					
Standard axle	(mm)	2884	2884	2884	2884
Terraglide™ suspended axle	(mm)	2884	2884	2884	2884
SuperSteer™ axle	(mm)	2977	2977	2977	2977
<b>E Track width</b>					
Front Minimum / Maximum	(mm)	1538 / 2260	1538 / 2260	1538 / 2260	1538 / 2260
Rear Minimum / Maximum	(mm)	1530 / 2230	1530 / 2230	1530 / 2230	1530 / 2230
<b>Weights</b>					
Minimum shipping weight (standard axle)	(kg)	6850	6850	6850	6850
Maximum permissible total weight	(kg)	12000	12000	12000	12000

(\* Developed by CNH Engine Corporation    ● Standard    ○ Optional at extra cost



**NEW HOLLAND.**  
**A real specialist in your agricultural activity.**



New Holland prefers **AMBRA** lubricants

AT YOUR OWN DEALER



**Your success - Our specialty**

Visit our web site for UK: [www.newholland.com/uk](http://www.newholland.com/uk) - for ROI: [www.newholland.com/ie](http://www.newholland.com/ie)

**ASK FOR A  
TEST DRIVE!**

The data indicated in this folder are approximate. The models described here can be subjected to modifications without any notice by the manufacturer. The drawings and photos may refer to equipment that is either optional or intended for other countries. Please apply to our Sales Network for any further information. Published by New Holland Brand Communications. Bts Adv. - Printed in Italy - 02/08 - TP01 - (Turin)



60020/INB